



**Lorain County
Public Health**

For the Health of Us All

2022 Lorain County Community Health Assessment

September 23, 2022

Many thanks!

The 2022 Community Health Assessment (CHA) report was commissioned by the Lorain County Community Health Improvement Plan Steering Committee:

- Avon RH, LLC ("UH Avon Rehabilitation Hospital")
- Cleveland Clinic Avon Hospital
- Lorain County Health & Dentistry
- Lorain County Metro Parks
- Lorain County Public Health
- Mental Health, Addiction, and Recovery Services Board of Lorain County
- Mercy Health Allen Hospital
- Mercy Health Lorain Hospital
- Speciality Hospital of Lorain
- University Hospitals Elyria Medical Center

The CHA was partially funded through contributions from: Cleveland Clinic Avon Hospital, Lorain County Health & Dentistry, Lorain County Public Health, Mercy Health Lorain Hospital and University Hospitals.

First... a few things to know


- Speaking out is different from speaking to.
- This is personal for me.



Mark Adams, MPH, REHS
Health Commissioner
Lorain County Public Health

madams@loraincountyhealth.com

Today's objectives

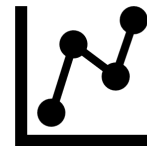
- Purpose of the CHA and CHNA
 - Data: methodology and highlights
 - Highlights of the 2022 CHA
 - Call to action
- 

What is a Community Health Assessment?

- Community Health Assessment (CHA)
- Community Health Needs Assessment (CHNA)



Legally required



Data driven



ACA mandated



Transparent



It is about collaboration



CHA

1. Identifies key health needs and issues through systematic, comprehensive data collection and analysis.
2. Collection is best when gathered through proactive, broad and diverse manners.
3. Data & transparency make it the starting point of the Community Health Improvement Plan (CHIP).



CHIP priority areas



Chronic Disease



Maternal and Child Health



Mental Health



Substance Use



Cancer



Social determinants of health

‘Upstream’ contributors to health.



Neighborhood and built environment

Neighborhoods promote health and safety, have low pollution, safe transportation and no violence.



Economic stability

People have career support and are able to earn steady incomes that allow them to meet their health needs.



Education access and quality

Educational opportunities that help children and adolescents do well in school.



Social and community context

Social and community support for everyone, which includes positive relationships at home, work and in the community.



Healthcare access and quality

Access to comprehensive, high-quality healthcare services.

Top 5 Requests to 2-1-1¹ Lorain County, OH

2020	2021
1 Rent assistance	1 Food pantries
2 Tax prep	2 Rent assistance
3 COVID-19 vaccine	3 Tax prep
4 Electric	4 Electric
5 Food pantries	5 Appliances

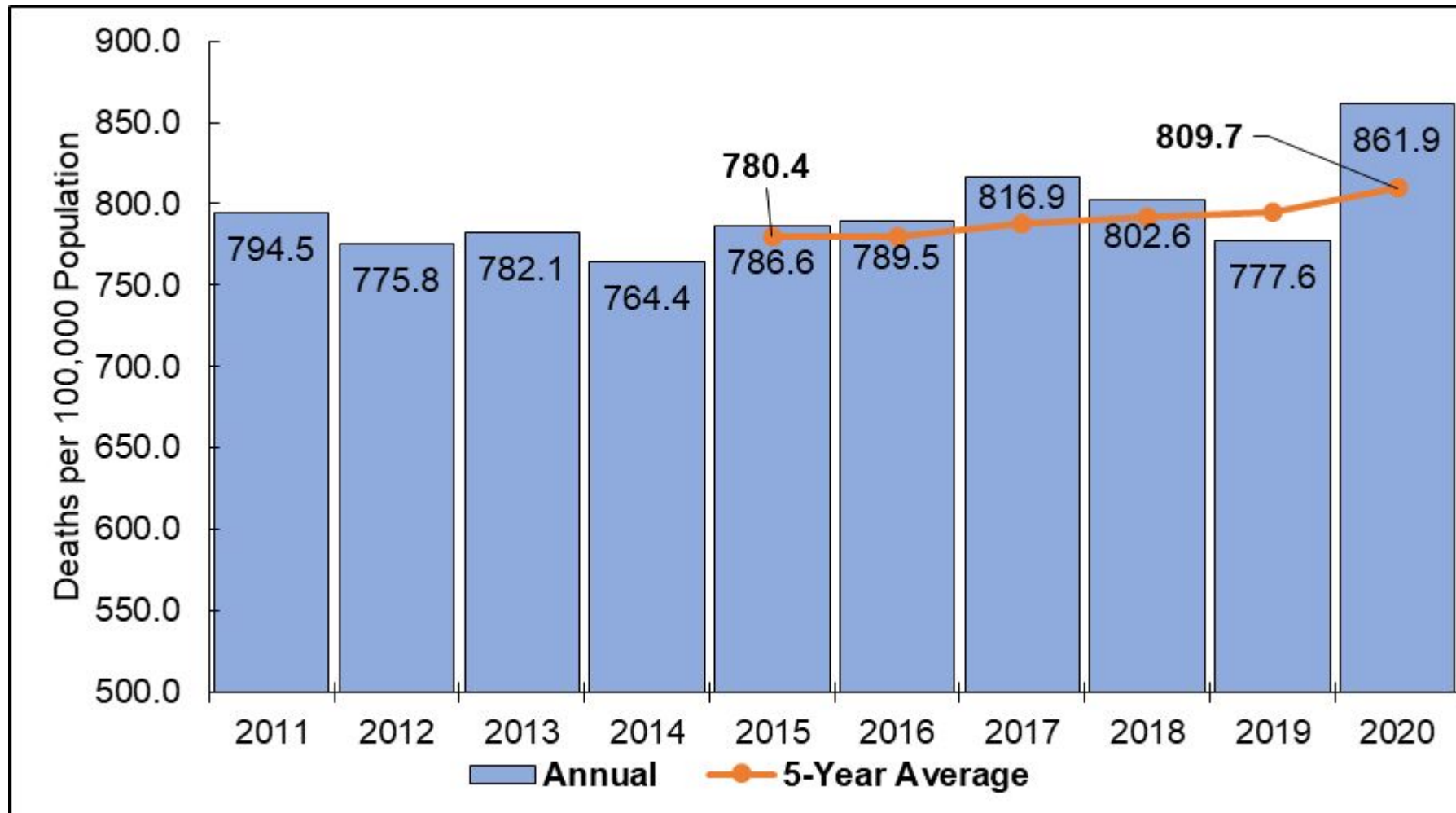
Connecting
back to the
**Social
Determinants
of Health**



Common solutions identified in community conversations

- Transportation options.
- Increased access to healthcare providers and shorter wait times.
- Education on what resources are available.
- Coordination of services.
- Support for the workforce.
- Support for the schools.

Age-Adjusted Death Rates (All Causes), Lorain County 2011-2020



Data

- Methodology
- Data highlights



Mitch Dandurand, MPH
Epidemiology Program Manager
Lorain County Public Health

mdandurand@loraincountyhealth.com

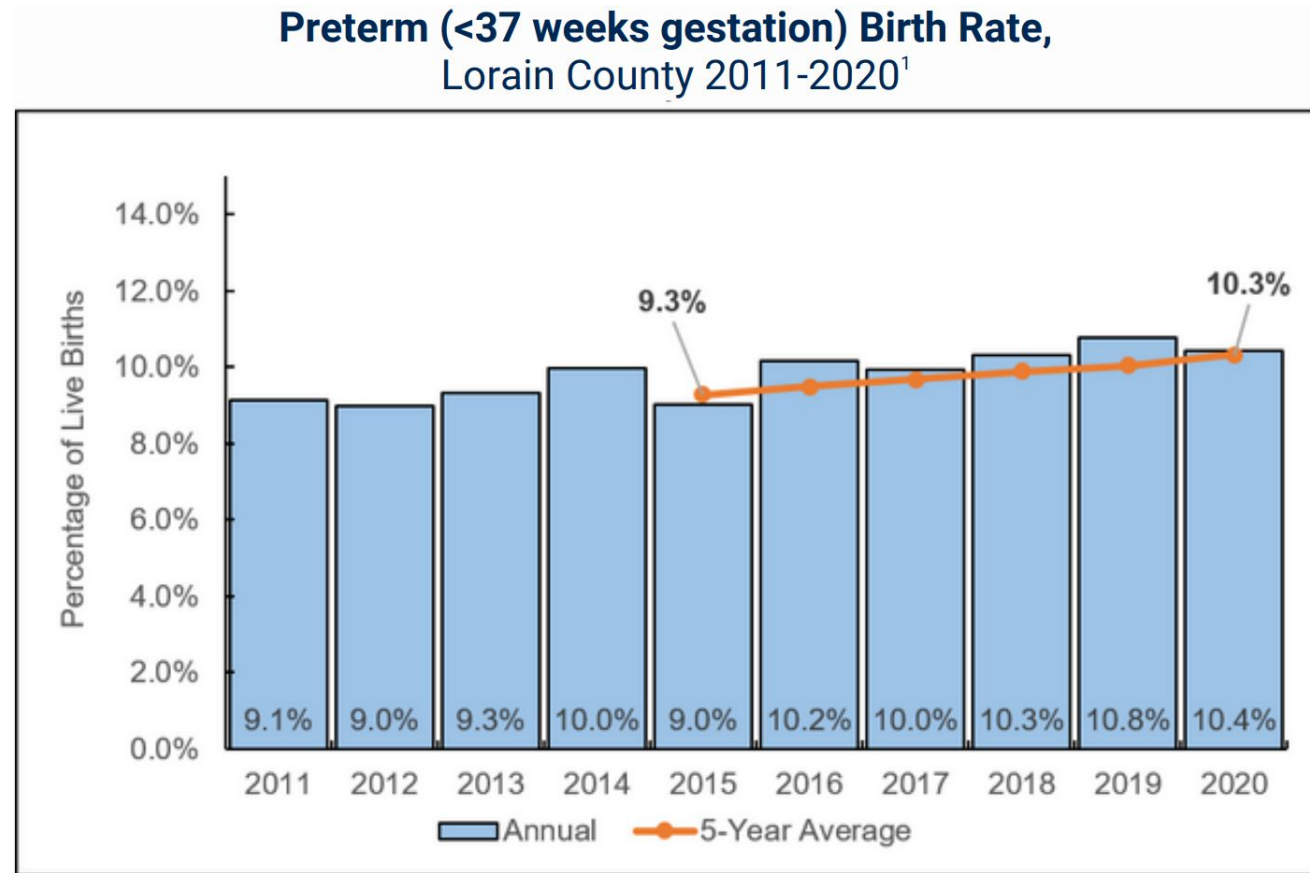
Methods for Summarizing Health Data

- Statistical Estimations of Disease Burden
 - Incidence Rate
 - Prevalence Rate
 - Mortality Rate
- Measures of Association
 - Difference Measures
 - Ratio Measures
- Trends over time

Offering New Perspectives or Insights to Traditional Topics

- As a County:
 - Where are we currently?
 - Which direction are we heading?
- Identifying Target or Priority Populations
 - Who is most at risk?
 - Which lifestyle or behavioral factors are closely related to the outcome?

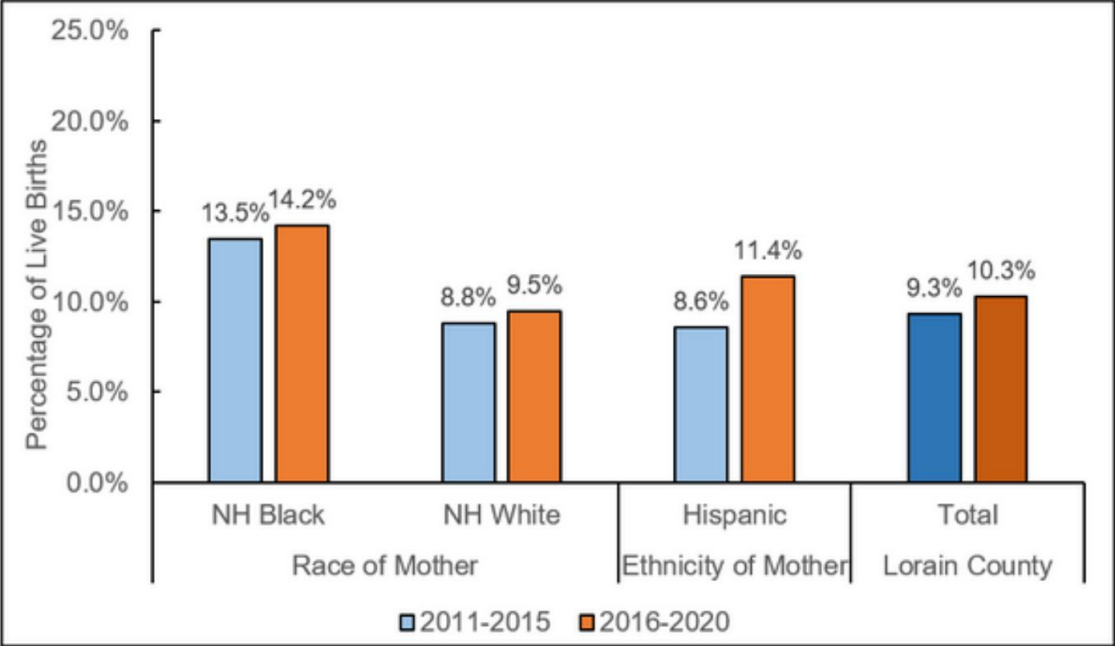
Practical Example of Interpreting the Data



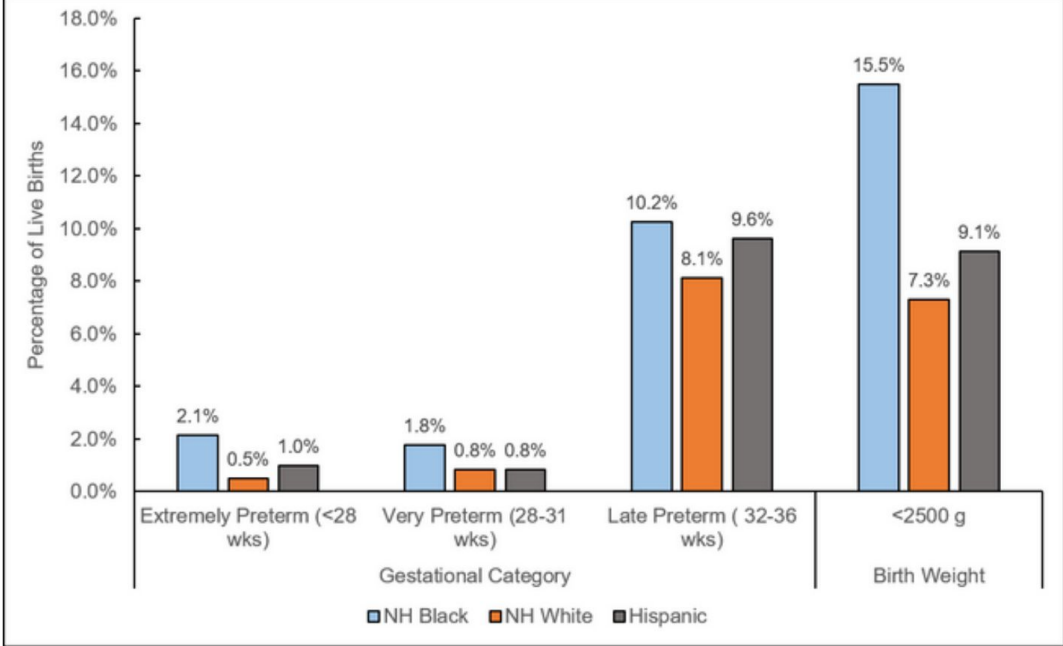
- Where are we currently?
- Which direction are we heading?

Practical Example of Interpreting the Data

Preterm (<37 weeks gestation) Birth Rates by Race/Ethnicity, Lorain County 2011-2020¹

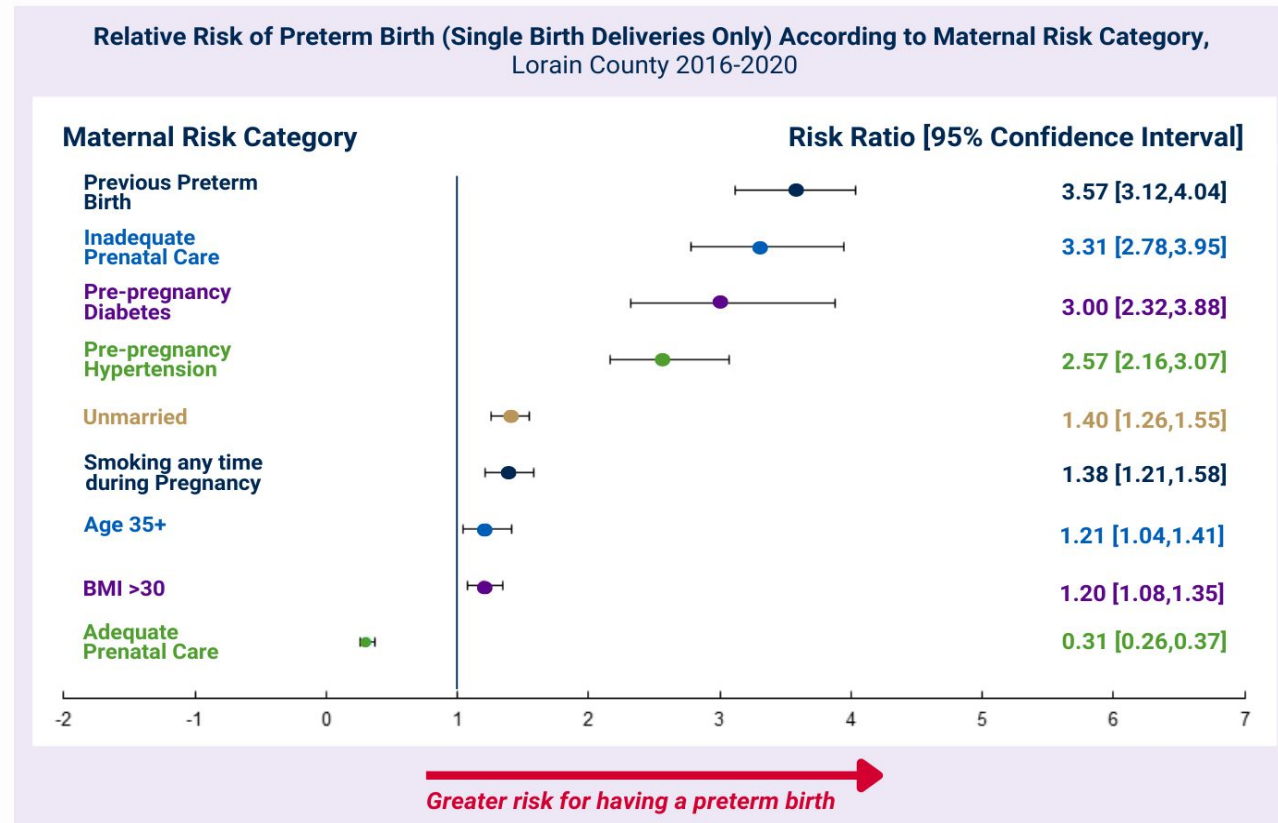


Low Birth Weight and Preterm Birth Rates by Gestational Category and Race/Ethnicity of Mother, Lorain County 2011-2020¹



- Who is most at risk?

Practical Example of Interpreting the Data




Risk Ratio >1 = Greater risk association between maternal category and preterm birth

Risk Ratio <1 = Protective category for decreased risk of preterm birth

- Which health characteristics or behaviors are closely related to the outcome?

What does this Offer?

- **Realistic** goal setting
 - Information for program planning and policy development
 - Targeted approach for better primary/qualitative data collection
 - Effective use of data in Grant Proposals
- 

Data highlights



Chronic Disease



A defining community health challenge of Lorain County.

- **Diabetes**
 - decreased death rate, overall
 - more people diagnosed
- **Heart disease**
 - decreased death rate, overall - significant improvement in the 75-84 age group
 - people are dying younger - specifically in the 55-64 age group
- **Stroke**
 - 16% increase in deaths since 2015
 - Death rates are nearly twice as high among non-Hispanic Black residents

Maternal and Child Health

Infant Mortality



A significant indicator of the overall health of a community.

- 10 years of data:
 - Overall infant mortality in Lorain County remains unchanged
 - Disparities across racial demographics have become more evident
 - The infant mortality rate for Black babies has more than doubled
- Strong correlation of factors that impact outcomes and risks:
 - Healthcare access to prenatal care
 - Economic stability
 - Social and community context

Maternal and Child Health

ACEs and Kindergarten Readiness



- 5% more children demonstrated kindergarten readiness with foundational skills and behaviors
- No change in the number of children with minimal skills and behaviors that prepared them for kindergarten
- Strong correlation of factors that impact outcomes and risks:
 - Healthcare access to prenatal care
 - Economic stability
 - Social and community context
 - Education access and quality

Mental health

Suicide



- **Increases**

- The 5-year average suicide rate has increased by 23% since 2015.
- In 2020...
 - Lorain County had a suicide rate of 16 deaths per 100,000 population.
 - Ohio reported 13 deaths per 100,000 population.

- **Who's at risk**

- Males were significantly more likely to die by suicide compared to females.

- **Youth improvement**

- The number of teens who died by suicide declined from 2016-2020 compared to 2011-2015

Substance Use

Drug overdose deaths



- The 5-year average drug overdose death rate has doubled since 2015.
 - The rate is highest among men and the non-Hispanic white population.
 - Rate is now increasing within the non-Hispanic Black population.
- Since 2016, the sharp increase in drug or opioid deaths is largely due to fentanyl.
 - Fentanyl is a type of synthetic opioid.

Cancer



- Some effects of COVID-19 may be evident
 - Newly diagnosed cases dropped 8%
 - It is hard to know if this is due to screening lapses or something else
- Early detection of prostate and cervical cancers worsened over the past 5 years in the county

Emerging concerns

Feedback from our focus groups



Successes to build on

We're good at working together

- Project Dash, a senior food box delivery program through Food Forward Lorain
- Childcare Resource Center works with childcare education centers to pass healthy policies, improve menus and increase health-focused family engagement.
- Partners have offered suicide-prevention QPR training, and have staff who are able to offer the training.
- All public schools passed 100% tobacco free policies.
- Multiple partners offer Narcan rescue kits and training.

Great things happen here...

African Americans and Women were first granted the right to a college education at Oberlin College.

Access to a college education increased with LCCC - the first permanent community college campus in Ohio.

The first high school west of the Allegheny Mountains - Elyria High School.

Presidential stop for many – including Johnson, McKinley, Truman, Obama... + 14 others.

Children in Lorain County were the first to be offered the COVID-19 vaccine in the state of Ohio.

?

Teams

- Because first and foremost, we have every position covered



Business



Healthcare



**Community
Organizations**



Service Organizations

Teams

- Most importantly - our citizens



Mentors



Our Future



Industry



Our Neighborhoods

Reinvest and re-engage

- Existing partner groups
- Working from the bottom, up



Sara Tillie, MPH
Program Manager
Lorain County Public Health

stillie@loraincountyhealth.com

The big picture of health

- Make time to attend community meetings
- Invest your brainpower
- Align the group's actions and metrics with CHIP priorities

COMMUNITY HEALTH IMPROVEMENT PLAN (CHIP)

CHIP Steering Committee

CHIP Strategies

GOALS: Broad, long-term outcomes associated with each strategic area of focus.

OBJECTIVES: Measurable steps taken to achieve our goals. (SMART).

Mental Health

Cancer

Substance Use
Disorder

Chronic Disease

Maternal Child
Health

LCPH Staff and Facilitating Partners

Community groups focused on health.

STRATEGIES: Approaches partners should take to reach our goals.

TACTICS: Specific, smaller tasks that act as the building blocks of a strategy.

- Common VIEW
- Lorain County Prevention Coalition
- Suicide Prevention Coalition
- Health Equity Task Force

- Health Equity Task Force

- Lorain County Opiate Action Team
- Vaping Task Force

- North Ridgeville Heart and Sole
- THRIVE!
- United We Sweat
- Live Healthy Lorain
- Live Healthy Oberlin
- Keystone Empowers You (KEY)

- 231 Go
- Maternal Depression Task Force
- Oberlin Kids
- Ready Set Go to Kindergarten
- Rising Titans
- South Side Pride

Thank you.

Visit LorainCountyHealth.com/CHA
to view the full 2022 CHA report.

A recording of today's presentation and
slides will be posted on 9/26/22, by COB.



**Lorain County
Public Health**

For the Health of Us All